





---

"The main aspects that really matter with a lift for us are: reliability, reliability and 100% reliability!"

---

Head of Materials Handling for an industrial customer

**SERAPID**  
LIFT SYSTEMS



Contents	Portfolio 2021
06	The SERAPID difference
12	Car Lifts
18	Truck Lifts
24	Goods Lifts
30	Options
34	Bespoke Lifts
42	SERAPID



# ELEVATION MADE SIMPLE


SERAPID's unique Rigid Chain Technology delivers superior technical performance – and allows cost savings at the same time.

SERAPID offers a complete range of Car, Truck and Goods lifts powered by our unique Rigid Chain Technology (RCT). RCT provides key advantages over traditional technologies; it is a robust solution, which delivers unrivalled reliability and requires minimal maintenance. RCT enables operations of ultimate precision unaffected by levelling. The SERAPID electro-mechanical systems are simple to install with no machine room required and with minimal impact to the building structure. The combination of unmatched efficiency and regenerative drives results in significant energy savings when RCT is employed. All SERAPID Lift Systems are constructed using high-end components and comply with EN81-20, 21, 31, 41 and 50.

Lifts are available with a wide variety of finishes, doors and control options to deliver performance and style to suit every application.

Beyond the supply of standard lifts, SERAPID routinely works with architects, consultants and clients to provide bespoke solutions to overcome any constraint and match any architectural specification. Modernisation, replacement of existing systems or retrofitting is possible with a SERAPID system.

SERAPID Lift Systems are engineered with advanced technology, created using the finest quality of craftsmanship, finished to the highest standards using an extensive range of options to provide uncompromising excellence.



Lift Mechanism

Truck Lift

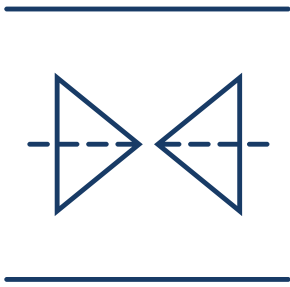


# SIMPLE

SIMPLE TECHNOLOGY –  
SIMPLE CONSTRUCTION

Everything about fitting SERAPID Lift Systems in your building is based on simplicity. Unlike other lifts, SERAPID Lifts require no machine room and no boreholes. All equipment fits conveniently into a shallow pit, saving on space and therefore maximising building occupancy. The loads go directly into the strongest part of the building, the foundations, and because there is no need for locking pawls or loads at the top of the shaft, the strength of shaft walls can be significantly reduced. As a result of this simplicity, SERAPID Lift Systems enable cost-effective construction providing savings not available to alternative technologies.

+	No machine room
+	Shallow pits
+	Minimal structural impact
+	Lower cost of construction



# PRECISE

PRECISE OPERATION –  
EACH TIME, EVERY TIME

The unique characteristics of SERAPID'S Rigid Chain Technology means that SERAPID lifts are unaffected by changing or eccentric loads. Precise positioning at every landing is guaranteed first time, every time. There is no dwell time for pressurisation and operation of pawls and no requirement for micro-levelling. On command the SERAPID lift moves instantaneously and smoothly with unlimited starts per hour. Eccentric loading causes no differential movement of the SERAPID Rigid Chain, eliminating the need for complex and unreliable compensation systems, adding to SERAPID's reputation as a precise and reliable technology.

+	No re-levelling
+	Accurate and repeatable positioning
+	Unaffected by changes in load
+	Unlimited starts per hour




Driven by the nearly indestructible Rigid Chain Technology, SERAPID systems are known for their durability. The robust mechanical technology engineered into SERAPID systems has been installed thousands of times in the harshest environments and for the most demanding applications where operational failure is not an option. Modular in design and complemented by a mechanical drive system manufactured from standard industrial components, every SERAPID Lift System is engineered with large safety factors and redundancy providing high levels of confidence in operability and unrivalled availability. Our systems offer years of reliable operation with only minimal maintenance, making it the most reliable system you can buy.

+	Simple mechanical technology
+	High reliability
+	Works in extreme temperatures
+	Minimum maintenance


SERAPID Lift Systems are completely electromechanical. Removing the need for hydraulic fluids eliminates the risk of contamination of land and water sources. SERAPID technology does not require heat removal systems even when high duty cycles are involved. The high-energy efficiency of Rigid Chain Technology associated with regenerative drive reduces power consumption. All components of the SERAPID Lift Systems and the majority of lift cabins and door components are recyclable. The technology in the SERAPID system enables significant savings in building materials consumption and their associated environmental impacts.

+	No hydraulic fluids
+	Minimum heat generation
+	Lower energy consumption
+	Recyclable components



ROBUST

ROBUST SOLUTION –  
UNRIVALLED RELIABILITY



GREEN

MEASURABLE  
ENVIRONMENTAL BENEFITS





# CAR LIFTS – COMPACT AND RELIABLE

The perfect solution to parking challenges in commercial and private buildings

Space for parking vehicles is an ever-increasing challenge for major cities. To meet this need, building owners are looking to create parking for cars above or underground. Options such as costly and space-consuming access ramps drive the need for compact and reliable car lifts. SERAPID Car Lift Systems require only shallow pits and reduced headroom, there is no separate machine room, which minimises the space used for the lift, freeing up valuable space for other, more profitable, usage.

Rigid Chain Technology has high reliability and high availability even when running continuously, which is crucial during the peak periods of usage typical in car parks at the start and end of the day.

SERAPID Car Lifts are available in standard packages with a wide variety of finishes, high-end doors and control options, as well as customised solutions to suit specific needs and requirements.





Two Vehicle Lift

Car Lift

UK

RESIDENTIAL

[WWW.SERAPID-LIFTSYSTEMS.COM](http://WWW.SERAPID-LIFTSYSTEMS.COM)



Multi-level Parking

Car Lift



# Car Lifts

We offer two ranges and three standard sizes of car lifts as well as customised solutions. The standard or custom build lift is further enhanced by our wide selection of doors, finishes and controls to deliver a best-in-class experience. See page 30 for samples of available options. Our experts will work closely with you to help you choose the best system to fit your exact needs.


**LX series** - fully enclosed, Lift Directive 2014/33/EU compliant

**S series** - a range of man riding semi-enclosed lifts, Machinery Directive 2006/42/EC compliant

SERAPID LIFT SYSTEMS	Range of Car Lifts – Standard sizes and capacities		
	CL-2.5	CL-3.5	CL-5.0
<b>Payload (t)</b>	2,500	3,500	5,000
<b>Car</b>			
Max. Area (m²)*	11.3	12.6	18.6
Width (mm) – CW**	2,300	2,300	2,900
Depth (mm) – CD**	5,000	5,500	6,400
Height (mm) – CH	2,200	2,400	2,700
<b>Doors</b>			
Clear opening width (mm) – DW	2,100	2,200	2,700
Clear opening height (mm) – DH	2,100	2,100	2,500
<b>Shaft</b>			
Width (mm) – SW	3,300	3,400	4,000
Depth (mm) – SD	5,600	6,100	7,000
<b>Pit Septh – PD</b>			
2006/42/EC (mm)	900	900	900
EN 81–20/50 (mm)	NOT AVAILABLE	1,000	1,000
<b>Headroom above Car Height</b>			
2006/42/EC (mm)	600	600	600
EN 81–20/50 (mm)	NOT AVAILABLE	1,300	1,300

\* Maximum area as defined by EN81-20 Table 7 / \*\* Custom combinations of depth and height are available up to specified maximum area.  
Note: All dimensions are average values and will vary according to options selected - see page 30.









# TRUCK LIFTS – BUILT TO PERFORM

The most reliable system to safely move the heaviest of trucks.

SERAPID Rigid Chain Technology's ability to reliably handle even the heaviest loads comes to the fore with SERAPID Truck Lift systems. With accurate positioning, exceptional stability and outstanding reliability, SERAPID Truck Lifts can move heavy trucks over any distance, safely and efficiently. They can be fully integrated into any building or location, even lifting the section of the road above the elevator to provide access where space is restricted.

SERAPID technology allows for significant cost reduction in the construction of the lift shaft and without the need for locking pawls, re-levelling and system pressurisation, SERAPID Truck Lift Systems deliver lower cycle times at lower speeds realising savings in electrical infrastructure and power consumption. All these advantages are available within a small footprint and in an eco-friendly, low maintenance system.





Three-stop Lift with road lifting system

Truck Lift

KOREA

COMMERCIAL

[WWW.SERAPID-LIFTSYSTEMS.COM](http://WWW.SERAPID-LIFTSYSTEMS.COM)





Three-stop Lift

Truck Lift



# Truck Lifts

We offer three ranges and six standard sizes of truck lifts as well as customised solutions. The standard or custom build lift is further enhanced by our wide selection of doors, finishes and controls to deliver a best-in-class experience. See page 30 for samples of available options. Our experts will work closely with you to help you choose the best system to fit your exact needs.

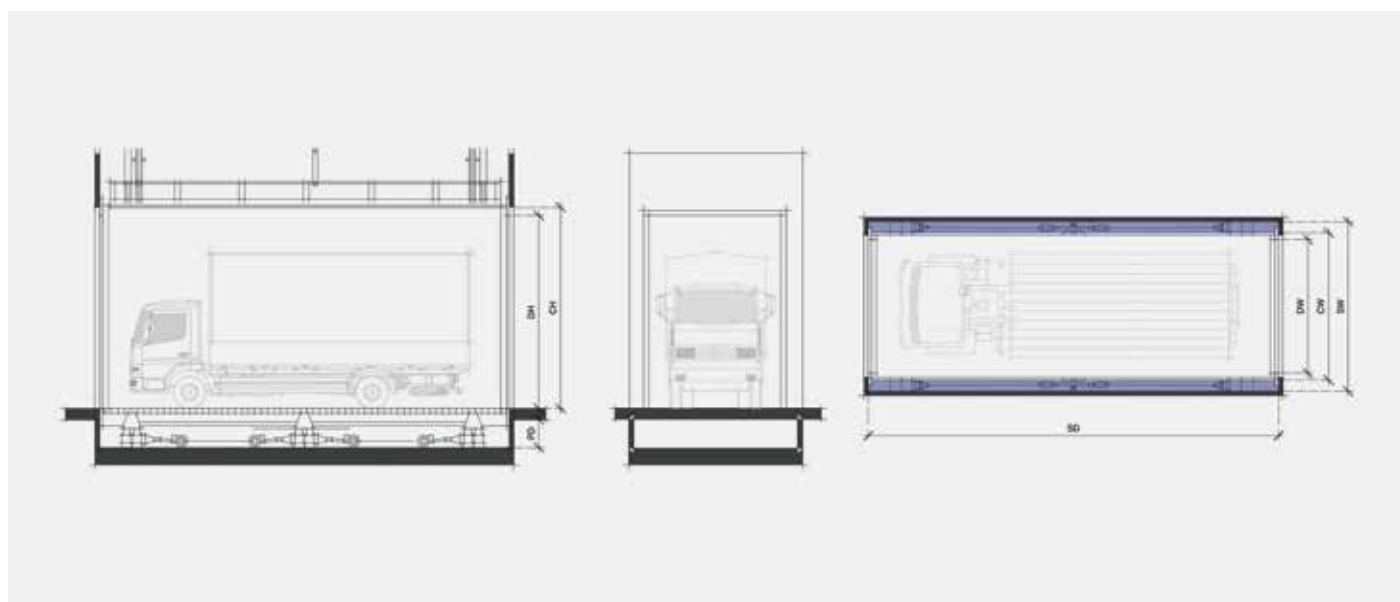
**TC series** - fully enclosed to Lift Directive 2014/33/EU


**TO series** - semi-enclosed with passenger transport according to Machinery Directive 2006/42/EC

**TP series** - platforms without passenger transport according to Machinery Directive 2006/42/EC

SERAPID LIFT SYSTEMS	Range of Truck Lifts - Standard sizes and capacities					
	TL-10	TL-15	TL-20	TL-26	TL-45	TL-60
<b>Payload (tonnes)</b>	10,000	15,000	20,000	26,000	45,000	60,000
<b>Car</b>						
Max. Area (m <sup>2</sup> )	38,6	58,6	78,6	102,6	175,0	209,0
Width (mm) – CW	3,500	4,000	4,500	5,000	5,000	5,000
Depth (mm) – CD	10,000	13,000	15,000	18,000	20,000	28,000
Height (mm) – CH	3,800	4,200	4,200	4,500	4,500	4,500
<b>Doors</b>						
Clear opening width (mm) – DW	3,000	3,500	4,000	4,400	4,400	4,400
Clear opening height (mm) – DH	3,800	4,000	4,200	4,200	4,200	4,200
<b>Shaft</b>						
Width (mm) – SW	4,400	5,300	5,800	6,300	6,300	6,300
Depth (mm) – SD	10,600	13,600	15,700	18,700	20,700	28,700
<b>Pit Depth - PD</b>						
2006/42/EC (mm)	900	1,000	1,600	1,600	1,600	1,700
EN 81-20 (mm)	1,000	1,200	1,600	1,600	1,600	1,700
<b>Headroom above Car Height</b>						
2006/42/EC (mm)	650	650	750	750	750	750
EN 81-20 (mm)	1,300	1,300	1,300	1,300	1,300	1,300

\* Maximum area as defined by EN81-20 Table 7 / \*\* Custom combinations of depth and height are available up to specified maximum area.  
Note: All dimensions are average values and will vary according to options selected - see page 30.










# GOODS LIFTS – RUGGED AND VERSATILE

The simplest technology  
to effortlessly move freight  
in your building

Providing systems for industry since 1972, SERAPID truly understands the rigorous demands of quality, reliability and safety. SERAPID rugged Rigid Chain Technology was developed to handle the heaviest loads under the harshest working conditions. With RCT the chains remain stable even with eccentric loads, providing accurate positioning without needing subsequent correction. SERAPID systems feature straightforward mechanical synchronisation

giving fully proportional control, which lowers operational risks and increases reliability. All SERAPID products require minimum maintenance, and the systems are temperature resistant requiring no need for cooling or heating systems. There is easy access to all components in the pit and there is no limit to starts and stops per hour meaning efficiency can be maximised and operating costs reduced.









Multi-level Lift

Goods Lift

# Goods Lifts

We offer three ranges and eight standard sizes of goods lifts as well as customised solutions. The standard or custom build lift is further enhanced by our wide selection of doors, finishes and controls to deliver a best-in-class experience. See page 30 for samples of available options. Our experts will work closely with you to help you choose the best system to fit your exact needs.


**GP series** - fully enclosed to Lift Directive 2014/33/EU  
**GO series** - semi-enclosed with / without passenger transport to Machinery Directive 2006/42/EC  
**GA series** - platforms without passenger transport according to Machinery Directive 2006/42/EC

SERAPID LIFT SYSTEMS	Range of Goods Lifts - Standard sizes and capacities							
	GL-1.5	GL-3.0	GL-5.0	GL-7.5	GL-10	GL-15	GL-20	GL-25
<b>Payload (tonnes)</b>	1,500	3,000	5,000	7,500	10,000	15,000	20,000	25,000
<b>Car</b>								
Max. Area (m <sup>2</sup> )	5,0	10,6	18,6	30,6	38,6	58,6	78,6	97
Width (mm) – CW	1,700	2,500	3,500	4,000	4,500	6,000	7,000	7,500
Depth (mm) – CD	2,900	4,000	5,000	7,500	8,500	9,500	11,000	12,500
Height (mm) – CH	2,400	2,500	3,000	3,200	3,500	4,000	4,200	4,500
<b>Doors</b>								
Clear opening width (mm) – DW	1,700	2,500	3,500	4,000	4,500	6,000	7,000	7,500
Clear opening height (mm) – DH	2,400	2,500	3,000	3,200	3,500	4,000	4,200	4,500
<b>Shaft</b>								
Width (mm) – SW	2,600	3,600	4,900	5,600	5,600	7,300	8,300	8,800
Depth (mm) – SD	3,300	4,600	5,600	8,100	9,200	10,200	11,700	13,200
<b>Pit Depth - PD</b>								
2006/42/EC (mm)	750	750	900	900	1,300	1,500	1,600	1,700
EN 81-20 (mm)	1,000	1,000	1,000	1,000	1,300	1,500	1,600	1,700
<b>Headroom above Car Height</b>								
2006/42/EC (mm)	550	550	600	600	600	600	600	600
EN 81-20 (mm)	1,300	1,300	1,300	1,300	1,300	1,300	1,300	1,300

\* Maximum area as defined by EN81-20 Table 7 / \*\* Custom combinations of depth and height are available up to specified maximum area.  
 Note: All dimensions are average values and will vary according to options selected - see page 30.












Your Lift System can be further enhanced by our wide selection of doors, finishes, interior cabins and controls to deliver a best-in-class experience.

## Lift car finishes

With our rich selection of surface materials, interior cabin designs, door types and controls, you will be able to adapt your lift system down to the smallest detail.

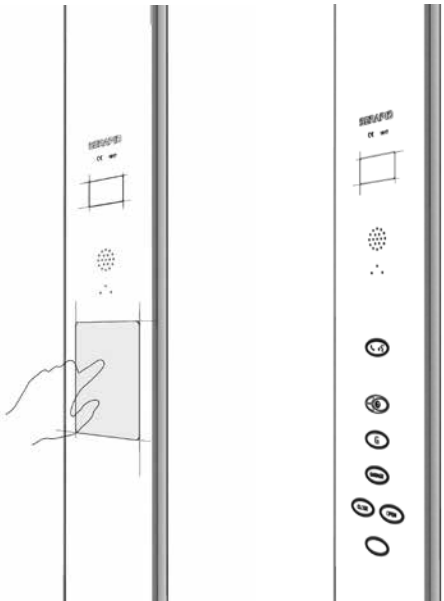
+		Stainless steel
+		Powder coated
+		Galvanised



## Control systems for lift car and landings

SERAPID maintains partnerships with leading suppliers of lift controls. These are supplemented with individual control elements produced by a specialised supplier.

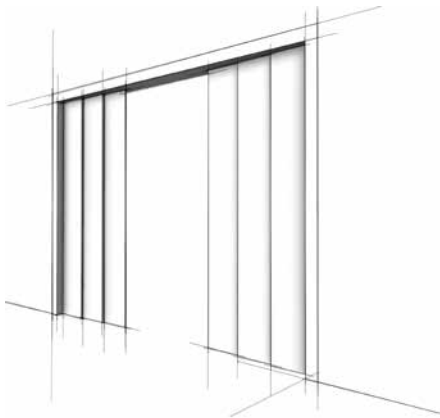
+		Automatic Push Button - full collective systems
+		Simplex or Duplex systems
+		Open Protocol Systems
+		Full Bespoke Systems



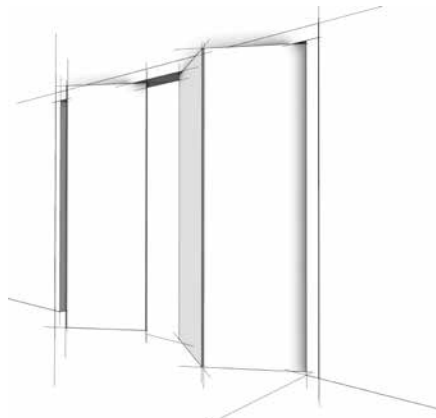


# Car and landing doors

SERAPID supplies car and landing doors from many manufacturers. Possibilities are practically unlimited.



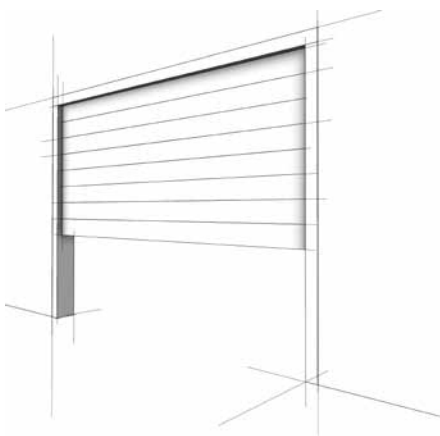
Type	Centre opening
------	----------------



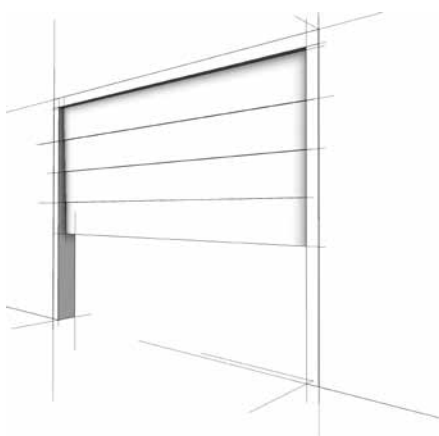
Type	Manual folding
------	----------------



Type	Hinged
------	--------



Type	Roller shutter
------	----------------



Type	Vertical rise
------	---------------



Type	Vertical Bi Parting
------	---------------------








# BESPOKE LIFTS – UNIQUE DESIGNS

Our components, your  
configuration – we will meet  
any challenge!

In addition to the extensive range of standard lifts available, SERAPID produces bespoke lifts to meet any specific dimensional constraints, finish or operating requirement. Bespoke SERAPID Lift Systems have been installed to raise roads, rise through opening floors or travel long distances. Using the simple, scalable properties of its Rigid Chain Technology, nothing is too large for SERAPID Lift Systems to engineer. SERAPID Lift Systems have unrivalled

experience in providing lifts where full compliance is not possible, working closely with Notified Bodies and producing detailed design files supported by essential Health & Safety requirements to achieve certification. SERAPID lift technology is also ideal for modernisation projects, where it can be a direct replacement for existing hydraulic or traction systems.



High specification two-car Lift

Car Lift

UK

[WWW.SERAPID-LIFTSYSTEMS.COM](http://WWW.SERAPID-LIFTSYSTEMS.COM)

RESIDENTIAL





Automated Parking Garage

Car Lift





Automated Parking Garage

Car Lift

US

[WWW.SERAPID-LIFTSYSTEMS.COM](http://WWW.SERAPID-LIFTSYSTEMS.COM)

COMMERCIAL





Interior of high specification cabin

Car Lift

DE  
RESIDENTIAL

[WWW.SERAPID-LIFTSYSTEMS.COM](http://WWW.SERAPID-LIFTSYSTEMS.COM)





Two-stop Lift


DE

COMMERCIAL


Goods Lift

[WWW.SERAPID-LIFTSYSTEMS.COM](http://WWW.SERAPID-LIFTSYSTEMS.COM)













# SERAPID GROUP

Your exclusive source for  
the original rigid chain.

SERAPID is a global leader in solutions for the safe handling of heavy loads. SERAPID's core technology is the Rigid Chain, the ONLY chain that can push, pull and lift.

SERAPID, founded in France in 1972, has built its reputation by providing innovative solutions to challenging projects. More than four decades of engineering experience combined with unique technology allows SERAPID to deliver exceptional results for even the most complex projects.

With thousands of SERAPID installations covering virtually every industry, located across the globe and in a wide variety of environments, the reputation of SERAPID systems as precise, reliable, compact and financially viable make them the market leader.



# Worldwide contacts

## Europe

SERAPID France - Head Office	France
+33 (0)2 32 06 35 60	INFO-FR@SERAPID.COM
4, rue des frères Robbe, ZA Eurochannel F-76370 Martin Eglise	

SERAPID Deutschland GmbH	Germany
+49 (0)7931 9647-0	INFO-DE@SERAPID.COM
Wilhelm-Frank-Straße 30 D-97980 Bad Mergentheim	

BSC SOLUTIONS Sp. z o. o. - SALES PARTNER	Poland
+48 515-239-930	INFO@BSCSOLUTIONS.PL
Ul. Zielone Zacisze 1/214 PL 03-294 Warschau www.bscsolutions.pl	

SERAPID have offices around the world to ensure close proximity for a quick response to all our customers. All SERAPID offices provide the same level of expertise and offer the complete SERAPID range of lift systems.

SERAPID Ltd	UK
+44 (0)1359 233335	INFO-UK@SERAPID.COM
Elm Farm Park, Great Green, Thurston, Bury St Edmunds, IP31 3SH	

SERAPID Italy Office	Italy
+39 01 18 00 35 44	INFO-IT@SERAPID.COM
Frazione Mezzi PO N° 58 10036 Settimo Torinese	

BEREIKER SL - SALES PARTNER	Spain
+34 945 465 460	INFO@BEREIKER.COM
Industrial State Goian C/San Andrés 1, pabellón 5 01170 Legutio (Álava) www.bereiker.com	

## America

SERAPID INC	USA
+1 586 274 0774	INFO-US@SERAPID.COM
34100 Mound Road Sterling Heights MI 48310	

SERAPID Mexico	Mexico
+52 1 442 4 900 701	INFO-MX@SERAPID.COM
Av del Marques #21, Col Parque industrial Bernado Quintana, El marques, 76246 Querétaro	

SERAPID Brazil	Brazil
+55 11 9 73 85 78 37	INFO-BR@SERAPID.COM
Rua Cristiano Viana, 600 / Cep: 05411-001 / São Paulo-SP	

## Asia

SERAPID Singapore Pte Ltd	Singapore
+65 9119 5890	INFO-SG@SERAPID.COM
1 George Street #10-01 Singapore 049145	

SERAPID China	China
+86 185 1215 0303	INFO-CN@SERAPID.COM
3AC115, 4th floor, Office Building, Kerry Center, Pudong New District, Shanghai	







